

VENTS VKO1 Series



Axial inline fans, for exhaust or supply ventilation with the capacity up to 365 m³/h.

Applications

- Continuous or periodic exhaust ventilation of bathroom, showers, kitchens and other utility spaces.
- Exhaust or supply ventilation depending on the fan mounting type in the system.
- Designed for PVC ducting systems or flexible ducts.
- Low to medium air flow motion for short distances at low air resistance.
- Compatible with 100, 125 and 150 mm air ducts.

Mounting examples



VKOk1 fan cottage ventilation example



VKO1 fan flat ventilation example

Design

- The casing and the impeller are made of high-quality durable ABS plastic, UV resistant.
- The intellectual impeller design makes the fan efficiency high and the service life long.
- Protection rating IP X4.

Motor

- Reliable and low-watt electric motor.
- Designed for continuous operation and requires no maintenance.
- Equipped with overheating protection.

Modifications and Options

VKO1k – fan with a fixing bracket for flat surface mounting.



VKO1 L – the motor is equipped with ball bearings for long service life (appr. 40 thousand hours) and fan mounting at any angle. The bearings are maintenance-free and contain enough grease for the entire operating period.



VKO1 turbo – high-powered motor.



VKO1 press – 5-blade low-noise impeller with improved aerodynamics for higher fan capacity.



VKO1 12 – modification with low-voltage motor. 12 V AC power supply.



VKO1 T – equipped with a regulated timer with the operating time from 2 to 30 minutes.

Control

Manual:

- The fan is controlled by a room light switch. It is not included in the delivery package.
- Speed control is possible through a thyristor speed controller (see Electrical Accessories). Several fans may be connected to the same regulator unit.

Automatic:

- By the electronic control unit **BU-1-60** (see Electrical Accessories). The control unit is supplied separately.
- By the timer **T** (the built-in run-out timer enables the fan operation within 2 to 30 minutes after the fan switching off).

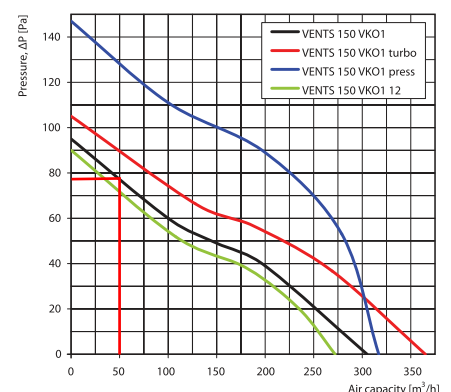
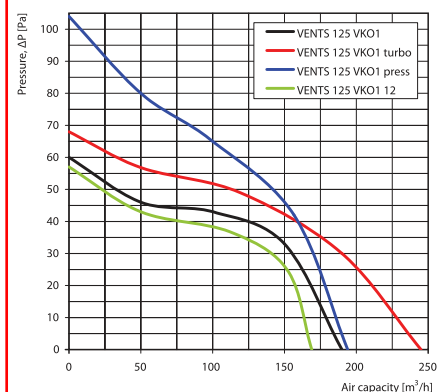
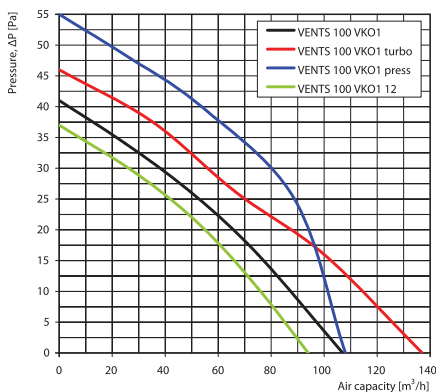
Mounting features

- The fan is mounted into a matching duct size. Fastening with clamps in case of flexible duct connection.
- The mounting bracket enables fan installation on both horizontal and vertical flat surfaces (**VKO1k** model).
- Two fans can be installed in series for higher performance.
- For 12 V low-voltage motor fan connection to 220 V / 50 Hz power mains use the step-down transformer TRF 220/12-25 that is available upon separate order.

Accessories



Aerodynamic characteristics

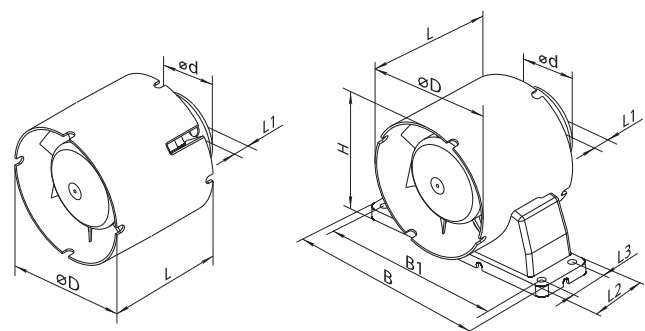


Technical data

Model	Voltage [V] at 50 Hz	Power Consumption [W]	Current [A]	r.p.m.	Maximum air capacity [m³/h]	Sound Pressure Level at 3m [dB(A)]	Weight [kg]
VENTS 100 VKO1	220-240	14	0,085	2300	107	36	0,41
VENTS 125 VKO1	220-240	16	0,1	2400	190	38	0,43
VENTS 150 VKO1	220-240	30	0,13	2400	305	40	0,80
VENTS 100 VKO1 turbo	220-240	16	0,1	2300	137	37	0,49
VENTS 125 VKO1 turbo	220-240	24	0,105	2400	245	39	0,51
VENTS 150 VKO1 turbo	220-240	36	0,16	2400	365	42	0,58
VENTS 100 VKO1 press	220-240	16	0,1	2300	108	39	0,41
VENTS 125 VKO1 press	220-240	24	0,105	2400	194	39	0,43
VENTS 150 VKO1 press	220-240	36	0,16	2400	317	42	0,80
VENTS 100 VKO1 12	12	14	1,5	2200	94	35	0,40
VENTS 125 VKO1 12	12	16	1,7	2300	169	37	0,41
VENTS 150 VKO1 12	12	24	2	2300	272	39	0,76

Overall dimensions

Model	Dimensions [mm]								
	∅ D	∅ d	B	B1	H	L	L1	L2	L3
VENTS 100 VKO1	100	59	—	—	—	85	28	—	—
VENTS 125 VKO1	125	59	—	—	—	90	28	—	—
VENTS 150 VKO1	150	59	—	—	—	100	28	—	—
VENTS 100 VKO1k	100	59	160	144	110	85	28	45	29
VENTS 125 VKO1k	125	59	185	169	125	90	28	45	29
VENTS 150 VKO1k	150	59	200	184	162	100	28	45	29



Certificates

The fans meet the applicable safety and electromagnetic compatibility standards.